

Spare more bone.

As an ultrasonic instrument, BoneScalpel is 66.67%* less destructive to bone than your current drill.

WHY LEADING SPINE SURGEONS HAVE SWITCHED TO BONESCALPEL FOR BETTER OUTCOMES.



CONSISTENCY

“Surgery after surgery, BoneScalpel performs elegantly, reducing complications, blood loss and damage to tissue and nerves. I use it for every spinal deformity case.”

Suken Shah

Nemours/Alfred I. duPont
Hospital for Children



PRECISION

“In osteotomies throughout the spine, mechanical tools pose a greater risk where BoneScalpel safely and elegantly performs. Less trauma to tissue. More ergonomic. Less painful on my hands.”

Paul Holman

Houston Methodist Hospital



EFFICIENCY

“The BoneScalpel is a vital instrument for spinal surgeons. The efficiency and precision it offers translates into reduced operating times, preservation of healthy bone and minimizing bleeding during routine and complex spinal procedures.”

Isador Lieberman

Texas Back Institute

— **Feel it to Believe it.** —








* Bone graft material reduction as a result of using The BoneScalpel® in posterior lumbar fusions. The 66.6% reduction in bone destruction is due to the differential in thickness of the cutting devices. The 20mm BoneScalpel Blade is 1mm thick vs. a standard matchstick burr, which is 3mm in diameter.¹

1. Jensen WK. Misonix: Use of the BoneScalpel® in posterior lumbar fusions decreases the amount of allograft needed for fusion, thus reducing costs. [poster]. NASS 32nd Annual Meeting. 2017.

Once you demo BoneScalpel, you'll experience what true confidence in an instrument feels like.
Contact your local Misonix representative or call us directly at demo@misonix.com.

BoneScalpel Tip Selection Guide



Tip	Part #	Approach	Purpose	Procedures		
 10mm Blade, Blunt .5 x 5 mm	MXB-10 Working Length* = 34 mm	Open	Osteotomy En-Bloc Resection Bone Cutting	Laminoplasty Laminectomy Facetectomy PSO TLIF/PLIF Corpectomy Laminotomy Foraminotomy ACDF		
	MXB-10LS Working Length* = 145 mm	MIS				
	MXB-10LC Working Length* = 145 mm	MIS				
	MXB-MIS-10 Working Length* = 100 mm	Mini-Open/MIS				
 20mm Blade, Blunt 1.0 x 6.4 mm	MXB-20 Working Length* = 40 mm	Open				
	MXB-20LC Working Length* = 145 mm	MIS				
	MXB-MIS-20LCRS Working Length* = 100 mm	Mini-Open/MIS				
 25mm Blade, Blunt 1.0 x 6.4 mm	MXB-25 Working Length* = 45 mm	Open				
 20mm Blade, Serrated 1.0 x 6.4 mm	MXB-B1 Working Length* = 40 mm	Open				
 Micro Hook Shaver 1.3 x 1.8 mm	MXB-S1 Working Length* = 59 mm	Open			Bone Shaving Bone Sculpting Bone Removal Decompression	Laminectomy TLIF/PLIF ACDF Foraminotomy Decortication
	MXB-MIS-S1 Working Length* = 140 mm	Mini-Open/MIS				
 Macro Hook Shaver 2.2 x 3.0 mm	MXB-S2 Working Length* = 50 mm	Open				
 Diamond Shaver 4.4 mm	MXB-S3 Working Length* = 34 mm	Open	360° Bone Shaving & Bone Shaping Decompression Gross Resection	Corpectomy VCR Decortication Laminotomy		

If you would like further information or would like to evaluate BoneScalpel, please contact us at +1.631.694.9555

* Approximate distance from typical index finger placement to end of probe using Standard Handpiece (P/N: 100-24-0001).

1938 New Highway, Farmingdale, NY, 11735
 +1.631.694.9444, +1631.694.3285 FAX
 Misonix, INC. NASDAQ SYMBOL: MSON
 MISONIX.COM

